



New Zealand Children's Athletic Association Inc.

RESULT SHEET

DISCUS

Grade 10

Record or Best performance

Meeting

Sex Girls

Venue

Date

Rego No	Competitor	Club	1st effort	2nd effort	3rd effort	4th effort	5th effort	6th effort	Best	Placing
	Mackenzie M.	Bays	12.35	10.59	11.26				12.35	✓
	Leah Koko	Bays	17.14	19.94	X				19.94	✓
	Nadja Kumench	Bays	16.64	16.97	16.68				16.97	✓
	Daisy O.C.	Bays	5.49	6.85	5.88				6.85	✓
	Angelina R.L.	Avon	10.37	8.16	8.55				10.37	✓
	Melanie Sands	R.S.	10.58	12.68	11.65				12.68	✓
	Alexandra A.	R.S.	11.28	11.96	12.42				12.42	!
	Maddie Kelso	Pt. Clav	12.76	12.46	X				12.76	✓
	Brooke Schae	Avon	12.93	14.32	13.59				14.32	✓
	Harriet Bunell	East.	13.85	X	X				13.85	✓
	Isla Mccorne	Hills	7.50	7.96	8.57				8.57	✓
	Ruby Salesa	East.	X	11.24	8.71				11.24	✓
	Mackenzie M.L.	Papa	X	9.95	11.73				11.73	✓
	Ella Whitcombe	Lynn.	9.55	10.07	10.00				10.07	✓
	Ruby Nauraho	Kohits	X	14.84	15.74				15.74	✓



Results 1:

Club Distance

2:

Club Distance

Chief Judge

3:

Club Distance

Referee



New Zealand Childrens Athletic Association Inc.

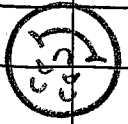
RESULT SHEET

DISCUS


Grade R1
Sex Girls

Record or Best performance
Meeting open
Venue Mt Smart
Date 17/10/2015

Rego No	Competitor	Club	1st effort	2nd effort	3rd effort	4th effort	5th effort	6th effort	Best	Placing
	Gerti Gibson	Bays Coxer.	19.81	16.22	X			✓	19.81	4
	Lorina Moimoi	Papatoe.	X	X	X	22.40.		✓	—	—
	Hollie Matheson	Bays.	11.36	14.37	X			✓	14.37	8
	Fiorenza tan	Roskil	10.69	13.79	10.01			I	13.79	10
	Sybilie dront	Roskil	23.41	22.93	25.30			✓	25.30	2
	Kaitlin richardson	lyndale	15.06	16.94	14.66			✓	16.94	6
	Hayley cooper	Pakuranga	12.36	14.67	13.51			✓	14.67	7
	Kristy Fleming	Bays	13.94	11.54	X			✓	13.94	9
	Nadia ewing	Bays.	13.83	18.42	16.86			✓	18.42	5
	Malia, Seko	Papatoe	15.98.	23.71	24.73			✓	24.73	3
	Natalie chitor	Papatoe	19.33	26.71	23.74			✓	26.71	1



Results 1: Club Distance
 2: Club Distance Chief Judge
 3: Club Distance Referee



New Zealand Childrens Athletic Association Inc.

RESULT SHEET

DISCUS

Grade 12
Sex Girls

Record or Best performance

Meeting

Venue


Date

Rego No	Competitor	Club	1st effort	2nd effort	3rd effort	4th effort	5th effort	6th effort	Best	Placing
12B	James Sadler	Bays	X	25.94	23.96				25.94	✓
12B	Truman Tepai	PA Chu	30.67	28.02	32.62				30.67	✓
12B	Nathan Sands	Roskil	17.29	20.82	17.72				20.82	✓
12B	Jayden W.	Bays	X	31.51	X				31.51	✓
12B	Liam White	Wairakei	X	29.25	25.68				29.25	✓
124	Mateja Mat	Kai	32.18	25.98	27.87				32.18	✓
124	Carlynn McKenzie	Paku	13.82	14.04	13.84				14.04	✓
124	Grace Goodall	Papa	14.06	15.19	14.24				15.19	✓
124	Viken Aho	Avon	26.59	24.85	24.49				26.59	✓
124	Tiana Salora	East	14.64	16.70	16.18				16.70	✓
124	Reba Buick	East	12.40	14.24	13.90				14.24	✓
124	Jazmin Smith	East	X	—	—				NT	✓
124	Danielle Aron	Bays	13.94	19.09	18.94				19.09	✓

Results 1:
2:
3:

Club Distance
Club Distance
Club Distance

Chief Judge
Referee



New Zealand Childrens Athletic Association Inc.

RESULT SHEET

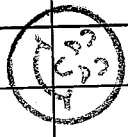
SHOT PUT

Grade 10
Sex BOYS

Record or Best performance

Meeting OPEN DAY
Venue MT. SMART
Date 17/10/15

Rego No	Competitor	Club	1st effort	2nd effort	3rd effort	4th effort	5th effort	6th effort	Best	Placing	
	MAKOTAHI (10) EVANS	KATAIA	6.49	6.16	6.10				6.49	(4)	✓
	LIAM (10) BUNCK	EASTERN	5.08	4.87	4.96				5.08	(10)	✓
	HARRISON (10) DUDLEY	Eastern	4.01	4.55	-				4.55	(11)	✓
	ALEX (10) THOMPSON	Kestall Scoti	-	6.08	6.31				6.31	(6)	✓
	LEON (10) RICHARD	Papahau	10.52	9.96	9.57				10.52	(1)	✓
	NETL (10) VENDEMBURG	Waikeru	6.10	-	4.65				6.10	(8)	✓
	JAN (10) HAYMAN	Waikeru	3.94	-	5.60				5.60	(9)	✓
	PAIVEL (10) CASTLES	Papahau	7.27	7.76	7.70				7.76	(2)	✓
	JOSEPH (10) DUMM	Papahau	6.57	6.08	5.24				6.57	(3)	✓
	SIANE (10) LATU	Papahau	6.13	6.38	6.06				6.38	(5)	✓
	SILMON (10) ROBERTS	Papahau	6.11	5.86	6.29				6.29	(7)	✓



Results 1: Club Distance
 2: Club Distance Chief Judge
 3: Club Distance Referee



New Zealand Childrens Athletic Association Inc.

RESULT SHEET

SHOT PUT

Meeting OKEN. MEET.....

Grade 11.....

Record or Best performance Venue M.T. SIMON

Sex BOYS./GIRLS.....


Date 17/10/15.....

Rego No	Competitor	Club	1st effort	2nd effort	3rd effort	4th effort	5th effort	6th effort	Best	Placing	
1	MATALA CHITA 11 G	Rapahoe	9.16	10.14	9.23				10.14	1G	✓
2	LORENA MOIMOH 11 G	Rapahoe	7.96	7.15	7.75				7.96	3G	✓
3	MALIA SEKO 11 G	Rapahoe	8.96	9.22	9.66				9.66	2G	✓
1	JACK MITCHELL 11 B	Redcliff South	5.68	6.41	6.59				6.59	② B	✓
2	MOZIAH LATU 11 B	Rapahoe	5.72	-	4.71				5.72	④ B	✓
3	TIM SCHWABE 11 B	Eastern	5.32	5.46	5.80				5.80	③ B	✓
4	JOE JOE NAUFANU 11 B	Redcliff South	8.03	7.72	7.72				8.03	① B	✓
4	FERRI GIBSON 11 G	BOYS	6.65	6.45	6.55				6.65	5G	✓
5	NADIA EVANS 11 G	BOYS	6.89	5.82	6.42				6.89	4G	✓



Results 1: Club Distance
 2: Club Distance Chief Judge
 3: Club Distance Referee

11 BOYS = 3kg 11 GIRLS = 2kg



New Zealand Childrens Athletic Association Inc.

RESULT SHEET

SHOT PUT

Meeting ORANBY

Grade 12

Record or Best performance

Venue MT SMART

Sex BOYS

Date 17/10/15

Rego No	Competitor	Club	1st effort	2nd effort	3rd effort	4th effort	5th effort	6th effort	Best	Placing	
	LIAM WHITE	WAIKARE	9.66	9.25	-				9.66	3	✓
	TELMON TERAI	PENNYVIEW	8.15	8.65	10.03				10.03	28	✓
	NATHAN SANDS	ROSLIN SUMM	6.68	5.41	4.99				6.68	4	✓
	JAMES SADLER	BOYS	10.13	10.02	9.89				10.13	18	✓
	OSCAR OLIVE-CHAMBERS	BOYS	6.11	6.39	5.96				6.39	5	✓
	MATEJA MATIGEVICH	KAITIAKI	10.21	10.05	10.08				10.21	①9	✓
	TIANYA SALESA	Eastern	6.99	6.64	6.79				6.99	②9	✓
	MATHEW THORP	ROSLIN SUMM	6.07	6.27	5.96				6.27	6	✓



Results 1: Club Distance
 2: Club Distance Chief Judge
 3: Club Distance Referee

12 = 3kg

