



New Zealand Childrens Athletic Association Inc.

### RESULT SHEET

## HIGH JUMP

Meeting .....

Grade 10 Record or Best performance .....

Venue .....

Sex F

Date .....


Rego No	Competitor	Club	Height of Bar								Best	Placing	
			105	110	115	118	121	124					
008	Mackenzie M.	BC	0	XO	XXX							1-10	✓
006	Leah K.	BC	XO	XXX								1-05	✓
007	Ella W.	LY	0	0	0	XXX						1-15	✓
056	Madeline L.	East	0	XO	XO	0	XO	XXX				1-21	✓
032	Melanie S.	RS	XXO	XXX								1-05	✓
265	Nadja K.	BC	0	0	0	XXX						1-15	✓
	Harriet B	EAST	XXX									-	✓
156	Isabella M	East	XXX									-	✓
071	Mia S.	PK	0	XXO	XXX							1-10	✓
006	Alexandra A	RS	0	XXX								1-05	✓
149	Elske V	East	XXX									-	✓
162	Milly C.	EL	0	XO	XXO	XXX						1-15	✓
385	Daisy O	BC	XXX									-	✓



Results 1: ..... Club ..... Height .....

2: ..... Club ..... Height ..... Chief Judge .....

3: ..... Club ..... Height ..... Referee .....



New Zealand Childrens Athletic Association Inc.

## RESULT SHEET

### HIGH JUMP

Meeting .....

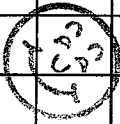
Grade 11 Record or Best performance .....

Venue .....

Sex F

Date .....


Rego No	Competitor	Club	Height of Bar								Best	Placing	
			110	115	120	125	128	131	134				
BC187	Kristy F.	Bay	0	XXX								1-10	✓
BC090	Hollie M.	"	0	0	0	XXX						1-20	✓
PT022	Natalia C.	PT	0	0	0	XXX						1-20	✓
BC243	Nadia E	BC	0	0	0	0	0	XXX				1-28	✓
073	Gerri G.	BC	0	0	0	0	X0	0	XXX			1-31	✓



Results 1: ..... Club ..... Height .....

2: ..... Club ..... Height ..... Chief Judge .....

3: ..... Club ..... Height ..... Referee .....



New Zealand Childrens Athletic Association Inc.

## RESULT SHEET

### HIGH JUMP

Meeting .....

Grade 12 Record or Best performance .....

Venue .....

Sex F/M

Date .....

Rego No	Competitor	Club	Height of Bar								Best	Placing	
			115	120	125	130	135	140	145				
069	Arabella W	PK	0	0	XXX							1.20	✓
236	Jasmine S.	ES	XXX		<del>XXX</del>							-	✓
062	Daniel D.	BC	0	0	XXX							1.20	✓
209	Jayden W	BC		0	0	0	0	X0				1.40	✓
031	Nathan S.	RS		0	XXX							1.20	✓



Results 1: ..... Club ..... Height .....  
 2: ..... Club ..... Height .....  
 3: ..... Club ..... Height .....

Chief Judge .....  
 Referee .....



New Zealand Childrens Athletic Association Inc.

### RESULT SHEET

## HIGH JUMP

Meeting .....

Grade B / 14 ..... Record or Best performance .....

Venue .....


Sex F ..... Date .....

Rego No	Competitor	Club	Height of Bar										Best	Placing
			120	125	130	135	140	138	141	144	147			
166	<del>113</del> George M.	East	0	0	0	0	<del>0</del>	0	0	0	XXX	1-47	✓	
005	Chelsea O.	ES.	0	0	XXX							1-25	✓	
238	Gabrielle L.	EL		0	0	XO		XXO	XO	XXX		1-41	✓	

F13  
F13.  
F14.



Results 1: ..... Club ..... Height .....  
 2: ..... Club ..... Height ..... Chief Judge .....  
 3: ..... Club ..... Height ..... Referee .....



New Zealand Childrens Athletic Association Inc.

## RESULT SHEET

### LONG JUMP

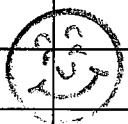
Grade 10  
Sex B

Record or Best performance ..... Venue .....

Meeting .....

Date .....

Rego No	Competitor	Club	1st effort	2nd effort	3rd effort	4th effort	5th effort	6th effort	Best	Placing	
	Jan Hamann	Waiu	3.24	3.19	3.82				3.82		✓
	Neil VanDenBerg	Waiu	2.82	3.13	3.17				3.17		✓
	Liam Buick	East	3.22	3.49	3.41				3.49		✓
	Sam Paranihi	Bays	3.62	3.65	3.56				3.65		✓
	Solomin <sup>Roberts</sup>	Papat	3.01	3.03	3.05				3.05		✓
	Harrison Dudley	East	3.12	3.41	3.07				3.41		✓
	Daniel <del>Castles</del> Castles	Papat	3.52	3.83	4.03				4.03	1	✓
	Joseph Dunn	Papat	2.99	2.57	3.04				3.04		✓
	Alex Thomson	Rosk	3.30	3.29	3.34				3.34		✓
	Tod Sloan	Avon	3.85	3.62	3.87				3.87	2	✓
	sione Iatu	Papat	3.82	3.59	3.58				3.82	3	✓




Results 1: Daniel Castles  
2: Tod Sloan  
3: sione Iatu

Club Papat Distance 4.03  
Club Avon Distance 3.87  
Club Papat Distance 3.82

Chief Judge [Signature]  
Referee .....





New Zealand Childrens Athletic Association Inc.

## RESULT SHEET

### LONG JUMP

Grade 12/13

Record or Best performance

Meeting .....

Sex B

Date .....

Rego No	Competitor	Club	1st effort	2nd effort	3rd effort	4th effort	5th effort	6th effort	Best	Placing
12 Boys										
	Liam White	Wait	4.60	NJ	4.18			✓	4.60	1
	Truman Te Pai	Ptches	4.08	3.92	4.15			✓	4.15	
	Fergus Harland	Pak	<del>3.85</del> 3.85	3.84	4.06			✓	4.06	
	Nathan Sands	Rosk	3.68	3.96	NJ			✓	3.96	
	Matthew Thorpe	Rosk	4.12	3.95	3.91			✓	4.12	
	Aidan Snowden	Kaitiaki	3.89	4.25	4.10			✓	4.25	3
	Taitimu Murray	Kaitiaki	NJ	4.18	4.46			✓	4.46	2
13 Boys										
	Stephen Thorpe	Rosk	5.04	5.20	5.04			✓	5.20	1
	Timote Latu	Pap	NJ	NJ	2.87			✓	2.87	3
	Ephraim Selasa	East	NJ	3.65	3.83			✓	<del>3.33</del> 3.33	2

Results 1: Liam White Club Wait Distance 4.60  
 2: Taitimu Murray Club Kaitiaki Distance 4.46  
 3: Aidan Snowden Club Kaitiaki Distance 4.25

Chief Judge [Signature]  
 Referee .....