



New Zealand Childrens Athletic Association Inc.

## RESULT SHEET

### LONG JUMP

Grade 7  
Sex B

Record or Best performance .....

Meeting Open Day 1  
Venue Mt Smart  
Date 17/10

Rego No	Competitor	Club	1st effort	2nd effort	3rd effort	4th effort	5th effort	6th effort	Best	Placing
	<u>Baby Daley</u> <u>Pahio</u>	<u>Bays</u>	<u>2.01</u>	<u>2.45</u>	<u>2.47</u>				<u>2.47</u>	
	<u>Matthew</u> <u>Flemming</u>	<u>Bays</u>	<u>1.97</u>	<u>2.11</u>	<u>2.75</u>				<u>2.75</u>	
	<u>Hayden</u> <u>Wilkinson</u>	<u>Hills</u>	<u>2.37</u>	<u>1.97</u>	<u>NJ</u>				<u>2.37</u>	
	<u>Santino</u> <u>Naufahu</u>	<u>Rosk</u>	<u>2.34</u>	<u>2.54</u>	<u>2.56</u>				<u>2.56</u>	
	<u>Francois</u> <u>van den berg</u>	<u>Waikato</u>	<u>2.40</u>	<u>2.65</u>	<u>2.36</u>				<u>2.65</u>	
	<u>Brody</u> <u>Singer-Denton</u>	<u>Waikato</u>	<u>2.52</u>	<u>2.54</u>	<u>2.58</u>				<u>2.58</u>	
	<u>Troy</u> <u>Maika</u>	<u>Waikato</u>	<u>3.18</u>	<u>3.50</u>	<u>3.37</u>				<u>3.50</u>	

Results 1: ..... Club ..... Distance .....  
 2: ..... Club ..... Distance ..... Chief Judge .....  
 3: ..... Club ..... Distance ..... Referee .....



New Zealand Childrens Athletic Association Inc.

## RESULT SHEET

### LONG JUMP

Grade B  
Sex B

Record or Best performance .....


Meeting Open Day 1  
Venue Mt Smart  
Date 17/10

Rego No	Competitor	Club	1st effort	2nd effort	3rd effort	4th effort	5th effort	6th effort	Best	Placing
	Robbie Kelsonheap	Pt Chev	1.88	2.44	2.41				2.44	
	Theo Morse	Bays	3.01	3.18	2.94				3.18	
	Canaan Faramui	Lyn	2.87	2.92	2.90				2.92	
	Brynn Hammond	Bays	3.05	2.94	2.82				3.05	
	Jet Sloan	Avon	2.83	2.56	2.65				2.83	
	William Van den berg	Waiuku	1.74	1.50	1.87				1.87	
	Tom Manos	East	2.03	1.50	1.38				2.03	
	Nehemiah Vavau	Pakur	2.15	2.33	2.30				2.33	
	Kaleb Vaineritua	Papat	2.87	2.58	2.71				2.87	
	Wilhelm Wolfgramm	Papat	3.52	3.82	3.79				3.82	1
	Johan Schaumbell	Avon	3.28	3.44	3.31				3.44	2
	Hannah Thomson	Rosk	2.88	2.89	2.81				2.89	
	Ottis Oliver-Chambers	Bays	3.05	3.02	2.95				3.05	
	Sam Cox	Pakur	2.87	3.11	3.19				3.19	3
	Richard Trathen	Pakur	2.86	2.43	2.90				2.90	

Results 1: Wilhelm Wolfgramm Club Papa Distance 3.82  
 2: Johan Schaumbell Club Avon Distance 3.44  
 3: Sam Cox Club Pakur Distance 3.19

Chief Judge .....

Referee .....



New Zealand Childrens Athletic Association Inc.

## RESULT SHEET

### LONG JUMP

Grade 9  
Sex B

Record or Best performance .....


Meeting .....

Venue .....

Date .....

Rego No	Competitor	Club	1st effort	2nd effort	3rd effort	4th effort	5th effort	6th effort	Best	Placing
	James Fuller	Pak	3.57	3.98	3.89				3.98	1st
	Keana Sue	Pap	3.35	3.53	3.54				3.54	
	Antony Smead	Pak	3.52	3.33	3.16				3.52	
	Tangi Martin	Pap	2.87	2.60	2.79				2.87	
	Bouket Hamann	Wain	3.26	2.89	3.22				3.26	
	Hegan Yang	Lyn	2.34	2.51	2.45				2.51	
	Alex McElhinney	River	3.26	3.40	3.26				3.40	
	Maksis Maulvurfs	Lyn	3.63	3.66	3.65				3.66	
	Brooklyn Pohia	Bays	3.81	3.58	3.74				3.81	2nd
	Quinn Gardner-Hall	Wain	2.86	2.77	2.69				2.86	
	Ryan Fleming	Bays	3.26	3.53	3.39				3.53	
	Jack Whitcombe	Lyn	3.17	3.02	2.47				3.17	
	James Trathem	Pak	3.68	3.64	3.19				3.68	3rd
	Stefan Kumerich	Bays	2.99	2.91	2.88				2.99	
	Vincent Salesa	East	3.63	3.64	3.43				3.64	

Results 1: James Fuller Club PK Distance 3.98  
 2: Brooklyn Pohia Club NHB Distance 3.81  
 3: James Trathem Club PK Distance 3.68

Chief Judge   
 Referee .....



New Zealand Childrens Athletic Association Inc.

RESULT SHEET

SHOT PUT

Grade 8.7+8 BOYS (7)

Record or Best performance

Meeting OPEN DAY

Venue MT SMART


Sex BOYS

Date 17/10/15

Rego No	Competitor	Club	1st effort	2nd effort	3rd effort	4th effort	5th effort	6th effort	Best	Placing
	DALEY POHIO (7)	BAYS	3.82	4.40	4.40				4.40	(4)
	HAYDEN WALKINSON (7)	HILLSBORO	3.26	4.56	3.66				4.56	(3)
	FRANCOIS VAN DEN BERG (7)	WAIUKU	(3.40)	-	-				-	
	BRODY SING OR-DENTON (7)	WAIUKU	3.32	-	4.13				4.13	(5)
	MATTHEW FLEMING (7)	BAYS	4.33	4.28	4.62				4.62	(2)
	SANTINO NAUFAHU (7)	ROSKILL SOUTH	4.91	5.40	-				5.40	(1)

Results 1: ..... Club ..... Distance .....  
 2: ..... Club ..... Distance ..... Chief Judge .....  
 3: ..... Club ..... Distance ..... Referee .....

7 = 1kg  
 8 = 1.5kg



New Zealand Childrens Athletic Association Inc.

### RESULT SHEET

## SHOT PUT

Meeting OPEN MEETING

Grade 8

Record or Best performance

Venue MT. SMART


Sex BOYS

Date 17/10/15

Rego No	Competitor	Club	1st effort	2nd effort	3rd effort	4th effort	5th effort	6th effort	Best	Placing
	WILLIAM (8) WILKINSON	Rapahona	7.64	7.52	8.06				8.06	1
	KOLAS (8) VAIMEITUA	Rapahona	6.20	7.04	6.50				7.04	2
	ROBBIE (5) KELSO-WHEAT	Pint Chev	3.53	3.39	3.30				3.53	6
	THEO MOESE	Bays	3.40	3.07	—				3.40	7
	BRYNN HAMMOND	Bays	5.11	—	—				5.11	4
	WILLIAM VENYERBURG	Waikanae	3.11	3.40	3.23				3.40	7
	ERIC TRATHEN	Rapahona	3.58	3.76	3.72				3.76	5
	CANAAN FAUMUI	Lindale	5.21	4.90	5.29				5.29	3

Results 1: ..... Club ..... Distance .....  
 2: ..... Club ..... Distance ..... Chief Judge .....  
 3: ..... Club ..... Distance ..... Referee .....

8 BOYS = 1.5kg



New Zealand Childrens Athletic Association Inc.

## RESULT SHEET

### SHOT PUT

Grade 9  
Sex BOYS

Record or Best performance .....

Meeting CP

Venue MT. SIMACT

Date 17/10/15

Rego No	Competitor	Club	1st effort	2nd effort	3rd effort	4th effort	5th effort	6th effort	Best	Placing
	JAMIS FULLER <sup>(9)</sup>	Rakunui	7.50	6.96	6.21				7.50	4
	ANTHONY SMA <sup>(9)</sup>	Rakunui	6.34	6.51	6.48				6.51	8
	TANJI MARTIN	Rakunui	6.84	-	5.90				6.84	7
	STEPHAN KIMBERICH	BAYS	6.68	6.96	6.76				6.96	6
	MAKSI MAUMURUS	LINDALE	5.64	4.85	5.02				5.64	13
	KEANN SU'A	Papahake	5.66	6.00	5.43				6.00	11
	JACK WHITCOMBE	LINDALE	6.80	7.01	7.03				7.03	5
	ZALE SALUM	RYNDALE	8.85	7.48	7.79				8.85	① boy
	BROOKLYN POHIO	BAYS	7.49	8.13	7.95				8.13	2
	RYAN FLEMING	BAYS	6.13	5.70	5.74				6.13	9/10
	JAMES TRATHEN	Rakunui	6.87	6.92	7.62				7.62	3
	VINCENT SALESA	Eastern	6.32	4.90	6.09				6.32	9
	REGAN YANG	LINDALE	5.42	4.55	5.65				5.65	12
	SUSANNAH KENNELLY	Papahake	10.02	10.39	10.08				10.39	① girl

Results 1: ..... Club ..... Distance .....  
 2: ..... Club ..... Distance ..... Chief Judge .....  
 3: ..... Club ..... Distance ..... Referee .....

9 = 1.51ca



New Zealand Childrens Athletic Association Inc.

### RESULT SHEET

#### DISCUS

Grade 7/8 G Meeting .....

Sex Girls Record or Best performance ..... Venue .....


Date .....

Rego No	Competitor	Club	1st effort	2nd effort	3rd effort	4th effort	5th effort	6th effort	Best	Placing
8	Savannah M.	Papu	844	826	834				844	
8	Kira Lee	Lynn	<del>1482</del>	X	1347				1347	
8	Morgan Dudley	East.	876	865	X				876	
8	Isla Koko	Bays	1341	X	1103				1341	
8	C-J Skelton	Papu	X	X	<del>1062</del>					
8	Savannah A.	Papu	X	X	965				965	
8	Charlie G.	Waikuku	<del>1686</del>	532	549				549	
7	Valora WAF	Roskill	X	1109	X				1109	
7	Joyce S	Avon.	1182	X	X				1182	
6	Eden SD	Waikuku	359	122	298				359	
7	Yandiri F	Paik	632	582	X				632	
7	Inea G	Paik	340	311	505				505	

Results 1: ..... Club ..... Distance .....

2: ..... Club ..... Distance ..... Chief Judge .....

3: ..... Club ..... Distance ..... Referee .....



New Zealand Childrens Athletic Association Inc.

### RESULT SHEET

#### DISCUS

Grade 9 Meeting .....

Sex Girls Record or Best performance ..... Venue .....

Date .....

Rego No	Competitor	Club	1st effort	2nd effort	3rd effort	4th effort	5th effort	6th effort	Best	Placing
	Suzie Kenn	Papa	24.41	25.42	<del>24.27</del>				25.42	2
	Kara Seko	Papa	<del>24.41</del>	<del>25.42</del>	14.90				14.90	4
	Adrijel L	Lynn	<del>24.41</del>	12.30	<del>25.42</del>				12.30	5
	Rena Maki	Wair	21.88	25.45	25.87				25.87	1
	Indiana Singer	Wairuku	5.91	7.31	10.09				10.09	6
	ANTONINA <sup>WILSON</sup>	PAPAKURA	23.81	21.84	22.35				23.81	3
<del>10B</del> <del>9B</del>	MAKOTAHI <del>KAPA</del>	KAPAIA	17.65	14.83	<del>17.65</del>				17.65	
9B	Quinn G.	Waikuku	<del>17.65</del>	<del>14.83</del>	18.15				18.15	

Results 1: ..... Club ..... Distance .....

2: ..... Club ..... Distance ..... Chief Judge .....

3: ..... Club ..... Distance ..... Referee .....