

# Cross Country and Road Junior Series Dates, Rules and Points System - 2026

## Junior Relays Series

There are six relay events that makes up the Junior Harrier Relays series for grades U16 and below:


- Race 1: South Centennial Relays
- Race 2: Oratia Junior Relays
- Race 3: Lynndale Junior Relays
- Race 4: Auckland Teams Cross Country Championship
- Race 5: Auckland City Athletics (ACA) Pairs Relays
- Race 6: Moire Park Trail Junior Relays

Points are allocated at each event, for each of the Hansen and Turnco Shields. The winners will be the clubs with the highest score over the five events.

If a club does not have enough runners to form full teams, they can form a combined team with another club – noting that this cannot be the fastest runners from clubs to form an elite team. In such instances points will be split across clubs.

### Race 1: South Centennial Relays

- **Venue:** Puriri Drive, Cornwall Park
- **Date:** Saturday 18<sup>th</sup> April 2026
- **Distance:** Each runner will run a 2km lap
- **Entry Fee:** tba
- **Team Composition:** Teams are made up out of 4 runners, any grade (U8 – U16), male or female.




- This event is open to Club or Non-Club athletes (AAI Registration not required for this event).
- The Relay is conducted under 2 categories for each event: 1<sup>st</sup> on Handicap and Fastest Time.
- Fastest team must include at least one girl.
- There is also a Race Walk Relay included in the competition.
- An athlete can run twice in the same team, but that team will not be eligible for the fastest team award.
- Handicap results will be based on the closeness of estimated to actual times for each team.
- Changes to teams are accepted on the day BUT only changes for non-appearance of athletes or order change are allowed. The athlete's name only will be changed – the initial estimated time supplied will stand. Changes are made on the Individual Team Result Sheet supplied in the Team Race Pack.
- No additional teams may be entered on the day.

- Last lap runner MUST wear 'last runner' number supplied.
- Clubs are asked to complete the Individual Team Result Sheet (cumulative times only required). When completed the entry form must be placed in the box by the finish.
- Watches or heart monitors are NOT ALLOWED, nor may any times or instruction to speed up or slow down be given by team members, coaches or spectators – otherwise a disqualification will occur. The purpose of the event is to run to the estimated time without any assistance.
- Points for the Shields are awarded as follows:
  - Teams closest to estimated time - 88 points
  - Team 2<sup>nd</sup> closest to estimated time - 84 points
  - Team 3<sup>rd</sup> closest to estimated time - 80 points
  - Team 4<sup>th</sup> closest to estimated time - 76 points
  - Team 5<sup>th</sup> closest to estimated time - 72 points
  - Team 6<sup>th</sup> closest to estimated time - 68 points
  - Team 7<sup>th</sup> closest to estimated time - 64 points
  - Team 8<sup>th</sup> closest to estimated time - 60 points
  - Team 9<sup>th</sup> closest to estimated time - 56 points
  - Team 10 closest to estimated time - 52 points
  - Team 11<sup>th</sup>, 12<sup>th</sup> etc down to 20<sup>th</sup> - 48 points, 44 points etc down to 12 points
  - All other teams completing the race - 8 points
  - Composite Teams - 4 points per team
  - The Winning Club for the Hanson Shield will be the club with the greatest number of points.
  - The Winning Club for the Turnco Shield will be the club with the highest average points per team and has a minimum of two teams.

## Race 2: Oratia Junior Relays


- **Venue:** Konini Primary School, 44 Withers Road, Glen Eden
  - **Date:** Saturday 16<sup>th</sup> May 2026 start 3:00pm
  - **Distance and Course:** 2km loop Cross Country combined
  - **Entry Fee:** \$26 per team
  - **Team Composition:** Junior Teams must comprise of the following:
    - 4 Runners per team from U8, U10, U12, U14 and U16 grades (all must be U16)
    - There must be at least 1 x U12 grade runner included in each team
    - Mixed teams will run in the Boys' Race
- For more information or details contact: [oratiarunning@gmail.com](mailto:oratiarunning@gmail.com)

- Points for the Shields are awarded as follows:
  - Teams closest to estimated time - 44 points
  - Team 2<sup>nd</sup> closest to estimated time - 40 points
  - Team 3<sup>rd</sup> closest to estimated time - 36 points
  - Team 4<sup>th</sup> closest to estimated time - 32 points
  - Team 5<sup>th</sup> closest to estimated time - 28 points
  - Team 6<sup>th</sup> closest to estimated time - 24 points
  - Team 7<sup>th</sup> closest to estimated time - 20 points
  - Team 8<sup>th</sup> closest to estimated time - 16 points
  - Team 9<sup>th</sup> closest to estimated time - 12 points
  - Team 10 closest to estimated time - 10 points
  - All other teams completing the race - 8 points
  - Composite Teams - 4 points per team
  - The Winning Club for the Hansen Shield will be the club with the greatest number of points over both races.
  - The Winning Club for the Turnco Shield will be the club with the highest average points per team over both races and which has a minimum of two teams.



### Race 3: Lynndale Junior Relays

- **Venue:** Lynndale Athletic Club, Olympic Park, New Lynn
- **Date:** Saturday 30<sup>th</sup> May 2026 start 2:30pm
- **Distance & Course:** 2km loop –  
Road and Cross Country boys, girls and mixed
- **Entry Fee:** \$20 per team
- The event is run as a Girls' Race and a Boys' Race
- **Team Composition:** Junior Teams must comprise of the following:
  - 4 Runners per team from U8, U10, U12, U14 and U16 grades
  - There must be at least 1 x U12 grade runner included in each team
  - Mixed teams will run in the Boys' Race
- For more information or details contact: [glenedenharriers@gmail.com](mailto:glenedenharriers@gmail.com)
- Points for the Shields are awarded as follows:
  - Teams closest to estimated time - 38 points
  - Team 2<sup>nd</sup> closest to estimated time - 28 points
  - Team 3<sup>rd</sup> closest to estimated time - 24 points
  - Team 4<sup>th</sup> closest to estimated time - 20 points
  - Team 5<sup>th</sup> closest to estimated time - 16 points
  - Team 6<sup>th</sup> closest to estimated time - 12 points
  - All other teams completing the race - 8 points
  - Composite Teams - 4 points per team
  - The Winning Club for the Hansen Shield will be the club with the greatest number of points over both races.
  - The Winning Club for the Turnco Shield will be the club with the highest average points per team over both races and which has a minimum of two teams.



### Race 4: Auckland Teams Cross Country

- **Venue:** To be confirmed
- **Date:** Saturday 13<sup>th</sup> June 2026
- **Distance:** Normal distance per age grade
- **Entry Fee:** Individual registration and entry fees as per Grand Prix requirements



- The Auckland Teams Cross Country event forms part of Athletics Auckland Grand Prix Race 2.
- For each race, points will be awarded as follows, but for individual grade races and the Teams Trophy, points for the first 3 runners in each Club only will count.

- Runners who finish outside the first three in each Club will be awarded 3 points each and will count towards team points for the Hanson and Turnco Shields only and not individual grade races or Teams Trophy.
- Points will be awarded as follows:
  - 1<sup>st</sup> runner across the line - 100 points
  - 2<sup>nd</sup> runner across the line - 99 points
  - 3<sup>rd</sup> runner across the line - 98 points
  - 4<sup>th</sup> runner across the line - 97 points
  - 5<sup>th</sup> runner across the line - 96 points
  - 6<sup>th</sup> runner across the line - 95 points
  - 7<sup>th</sup> runner across the line - 94 points
  - 8<sup>th</sup> runner across the line - 93 points
  - 9<sup>th</sup> runner across the line - 92 points
  - 10<sup>th</sup> runner across the line - 91 points
  - 11<sup>th</sup>, 12<sup>th</sup>, 13<sup>th</sup>, etc runners across line - 90 points, 89 points, 88 points, etc
  - The Winning Club for the Hanson Shield will be the club with the greatest number of points over the following grades and gender: U8, U10, U12, U14, U16 only.
  - The Winning Club for the Turnco Shield will be the club with the highest average points per runner over the following grades and gender: U8, U10, U12, U14, U16 only, and which has a minimum of 9 runners across the grades.

## **Race 5: ACA Pairs Race**

- **Venue:** Cornwall Park, Greenlane West
- **Date:** Saturday 8<sup>th</sup> August 2026
- **Course and Distance:** The ACA Pairs race is run over a 3km course across farmland in the lower reaches of Cornwall Park, near the Cornwall Cricket Club. Pairs of runners run in opposite directions around the course until they meet each other, then turn around and run back the same way before finishing together / passing the baton onto the next pair.  
If each pair is running about the same speed, they will run a similar distance ( $\pm 1.5\text{km}$ ), however, if the one runner is faster, they will run further than their partner.
- **Entry Fees:** To be confirmed
- **Team Composition:** Junior teams must comprise of the following:
  - 4 runners per team from U10, U12, U14 and U16 grades. (2 pairs of runners for Junior Girls and Junior Boys)
  - At least 1 runner per team must be in U10 or U12 grade.
  - Mixed teams will run in the Boys' race.
- Points for the Shields are awarded as follows:
  - Teams closest to estimated time - 44 points
  - Team 2<sup>nd</sup> closest to estimated time - 40 points
  - Team 3<sup>rd</sup> closest to estimated time - 36 points
  - Team 4<sup>th</sup> closest to estimated time - 32 points
  - Team 5<sup>th</sup> closest to estimated time - 28 points
  - Team 6<sup>th</sup> closest to estimated time - 24 points
  - Team 7<sup>th</sup> closest to estimated time - 20 points
  - Team 8<sup>th</sup> closest to estimated time - 16 points
  - Team 9<sup>th</sup> closest to estimated time - 12 points
  - Team 10 closest to estimated time - 10 points
  - All other teams completing the race - 8 points
  - Composite Teams - 4 points per team



- *The Winning Club for the Hansen Shield will be the club with the greatest number of points over both races.*
- *The Winning Club for the Turnco Shield will be the club with the highest average points per team over both races and which has a minimum of two teams.*

## **Race 6: Moire Park Trail Junior Relays**

- **Venue:** Moire Park, Massey
- **Distance and Course:** 2km loop – through the bus and along some of the park’s dirt trails which follow the Manathewhau Stream.
- **Date:** Saturday 22<sup>nd</sup> August 2026
- **Entry Fee:** to be advised
- **Team Composition:** Junior teams must comprise of the following:
  - Event is run as a Girls Race and a Boys Race
  - 4 runners per team from U8, U10, U12, U14 or U16 grades – 4-person Boys OR 4-person Girls team
  - A maximum of 2 x U16 runners in each team will be allowed.
  - Mixed teams will run in the Boys’ Race for children from U10, U12, U14 and U16 grades.
- Footwear is highly recommended as part of the course is on a gravel trail.



- Points for the Shields are awarded as follows:
  - *Teams closest to estimated time* - 44 points
  - *Team 2<sup>nd</sup> closest to estimated time* - 40 points
  - *Team 3<sup>rd</sup> closest to estimated time* - 36 points
  - *Team 4<sup>th</sup> closest to estimated time* - 32 points
  - *Team 5<sup>th</sup> closest to estimated time* - 28 points
  - *Team 6<sup>th</sup> closest to estimated time* - 24 points
  - *Team 7<sup>th</sup> closest to estimated time* - 20 points
  - *Team 8<sup>th</sup> closest to estimated time* - 16 points
  - *Team 9<sup>th</sup> closest to estimated time* - 12 points
  - *Team 10 closest to estimated time* - 10 points
  - *All other teams completing the race* - 8 points
  - *Composite Teams* - 4 points per team
  - *The Winning Club for the Hansen Shield will be the club with the greatest number of points over both races.*
  - *The Winning Club for the Turnco Shield will be the club with the highest average points per team over both races and which has a minimum of two teams.*

## **Series Points for Hansen & Turnco Shields**

*Points for the Shields will be allocated at each event, for each of the Hanson and Turnco Shields as follows:*

- |                                |             |
|--------------------------------|-------------|
| ▪ 1 <sup>st</sup> Placed Club  | - 10 points |
| ▪ 2 <sup>nd</sup> Placed Club  | - 9 points  |
| ▪ 3 <sup>rd</sup> Placed Club  | - 8 points  |
| ▪ 4 <sup>th</sup> Placed Club  | - 7 points  |
| ▪ 5 <sup>th</sup> Placed Club  | - 6 points  |
| ▪ 6 <sup>th</sup> Placed Club  | - 5 points  |
| ▪ 7 <sup>th</sup> Placed Club  | - 4 points  |
| ▪ 8 <sup>th</sup> Placed Club  | - 3 points  |
| ▪ 9 <sup>th</sup> Placed Club  | - 2 points  |
| ▪ 10 <sup>th</sup> Placed Club | - 1 point   |

The Winners will be the clubs with the highest score over the five events.